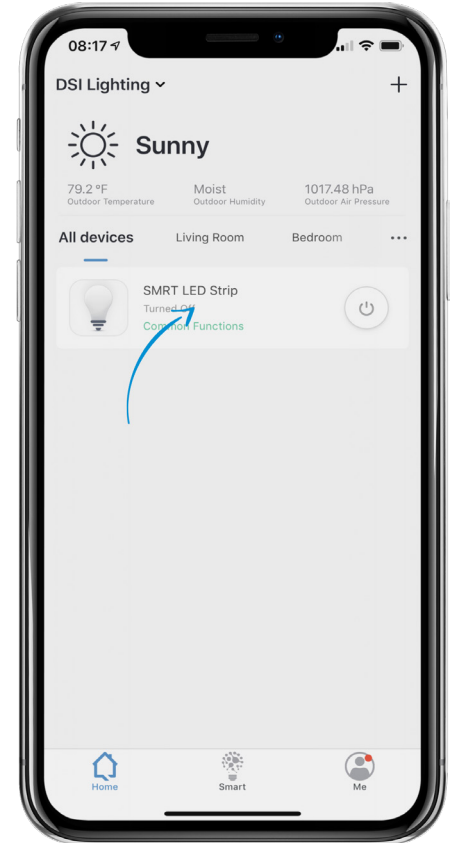




## HOW TO CREATE CUSTOM SCENES

1. Open the SMRTLite App and select the device you want to control.



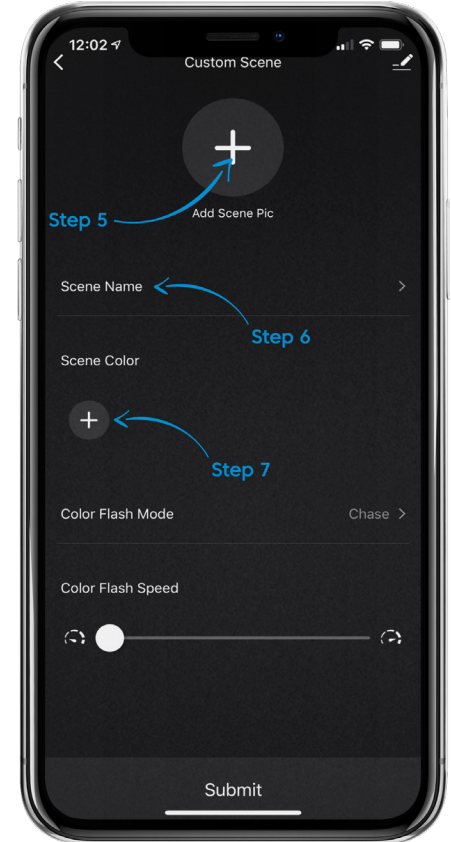
2. If the LED strip is off, turn on the LED Strip by pressing the power button at the bottom of the screen.



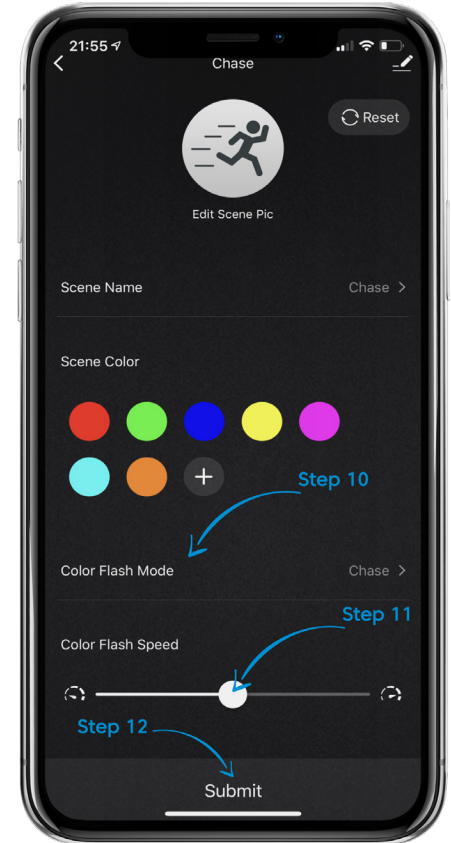
3. Select the “Scene” menu item on the top of the screen to go into the scenes control.
4. Tap “Add Scene” button.



5. Add a scene pic by tapping “Add Scene Pic” button and either take a photo or select a photo from your photo album. This is optional. **NOTE:** If you DO NOT assign a picture to your scene, a default star icon will appear.
6. Assign a name to your scene by tapping “Scene Name.” A pop up will appear where you can enter the desired scene name and press save. Scene names have a 10 character max limit.
7. To add colors to your scene, press the “+” button under the scene color section, select the desired color by using the color slider and adjust brightness with the brightness slider. You can add up to 7 total colors by pressing the “+” again.



8. To delete a color, tap the color you want to delete and press the “Delete” button.
9. Scroll down to select your mode and speed.
10. To select color flash mode, tap the color flash mode menu and select the mode from the options available. If static mode is chosen, only one color can be selected and pulse mode is always pre-set as a rainbow. Once an option is selected, press done and you will be brought back to the scene creation page.
11. To set the color flash speed, move the slider left or right to decrease or increase the speed.
12. Once you have completed your selections, press the “Submit” button at the bottom of the page.



13. Your custom scene should now appear on the scenes page as you scroll left to right on the scenes list. It is possible to add up to ten (10) custom scenes.
14. Note that depending on the mode you select, the colors may need to cycle through each color one at a time or be a combination of the colors.
15. If the scene you have edited is on a shared device, you may need to refresh your account by sliding down on the home page in order for those changes to appear on the other user accounts.



## **STILL NEED HELP?**

Contact us via email at [hello@SMRTLite.com](mailto:hello@SMRTLite.com)  
or call us at (800) 388-6141 Ext 216.

### **Customer Service Hours of Operation**

**Monday - Friday**  
9:30AM - 3:00PM EST