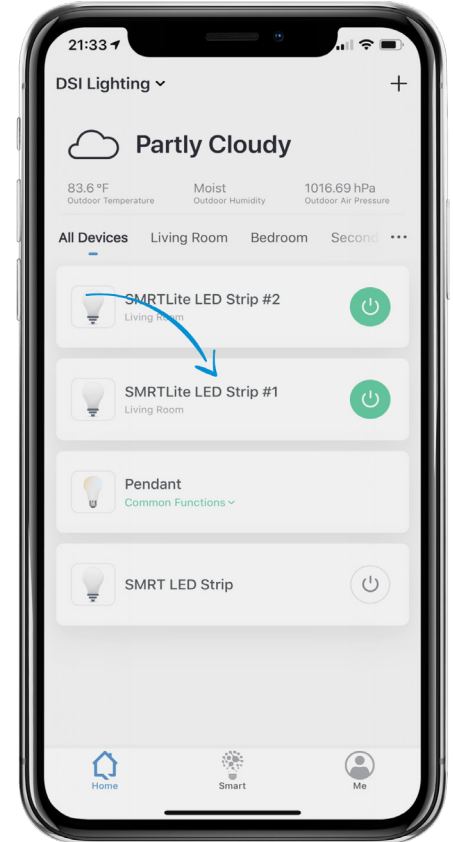





HOW TO DELETE A DEVICE

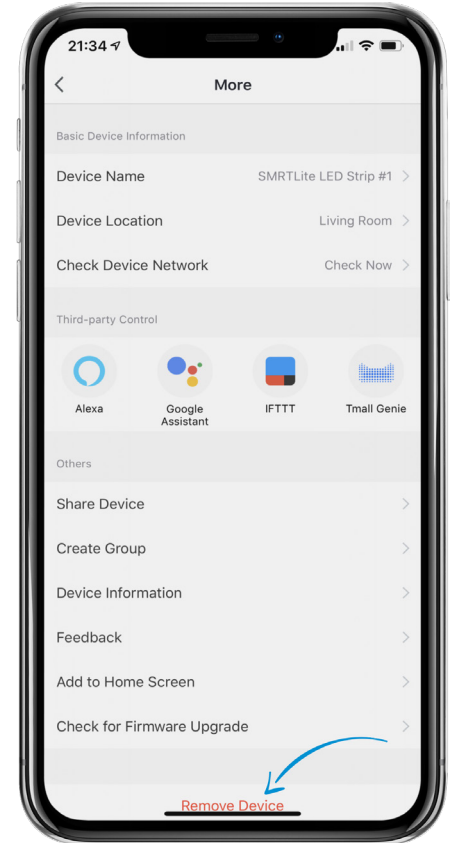
1. Open the SMRTLite App and select the device you want to control. The LED Strip must be plugged in, but it does not have to be on.



2. Click on the edit pencil on the top right of the screen.



3. At the bottom of the screen, tap “Remove Device.” A confirmation will pop up. Tap “Confirm” and the device will be deleted.



STILL NEED HELP?

Contact us via email at hello@SMRTLite.com
or call us at (800) 388-6141 Ext 216.

Customer Service Hours of Operation

Monday - Friday
9:30AM - 3:00PM EST