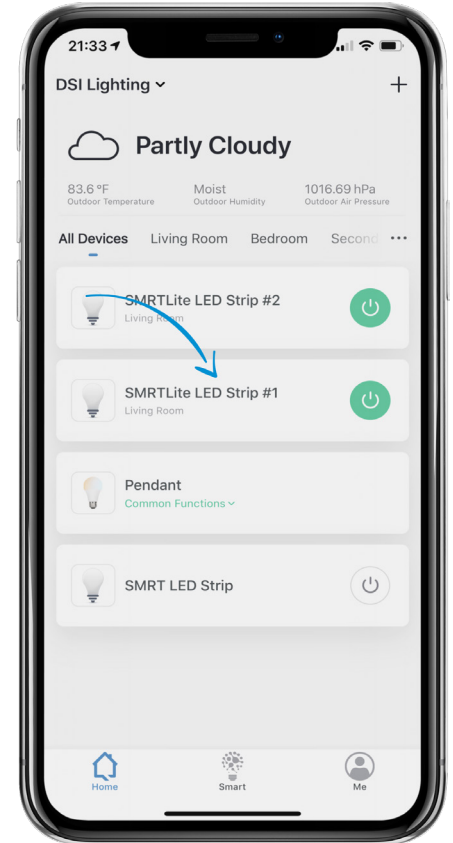





**HOW TO DELETE SHARING OF A DEVICE WHEN
YOU ARE THE ADMINISTRATOR OF THAT DEVICE**

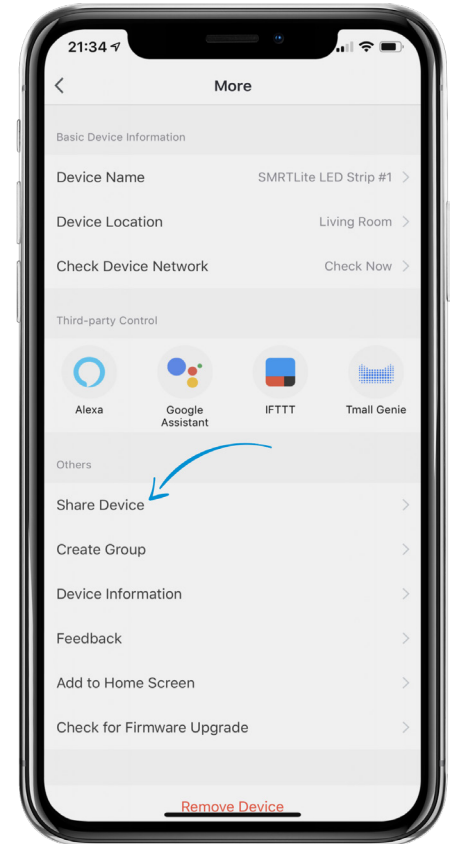
1. To delete sharing a device with another user when you are the administrator of the device, open the SMRTLite App and select the device you want to control. The LED strip must be plugged in, but it does not have to be on.



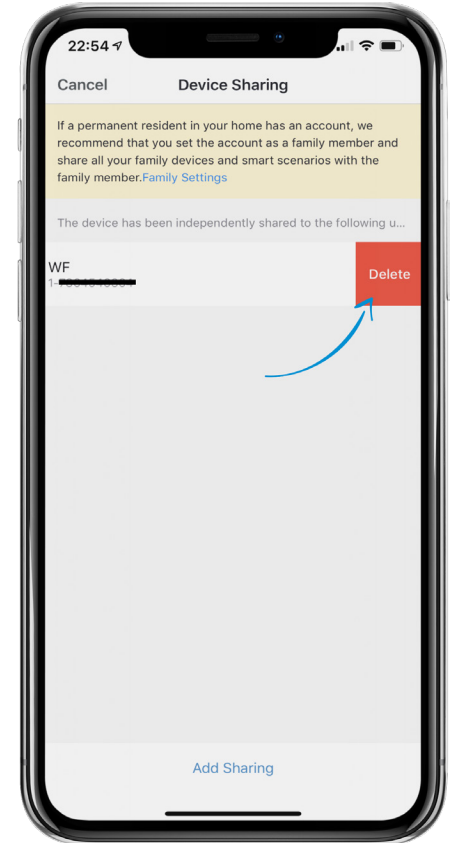
2. Click on the edit pencil on the top right of the screen.



3. Select “Share Device”



4. On **iOS** swipe left across the user you wish to delete sharing with and confirm delete. On **Android**, tap the user and select confirm delete on the pop up that appears.



STILL NEED HELP?

Contact us via email at hello@SMRTLite.com
or call us at (800) 388-6141 Ext 216.

Customer Service Hours of Operation

Monday - Friday
9:30AM - 3:00PM EST