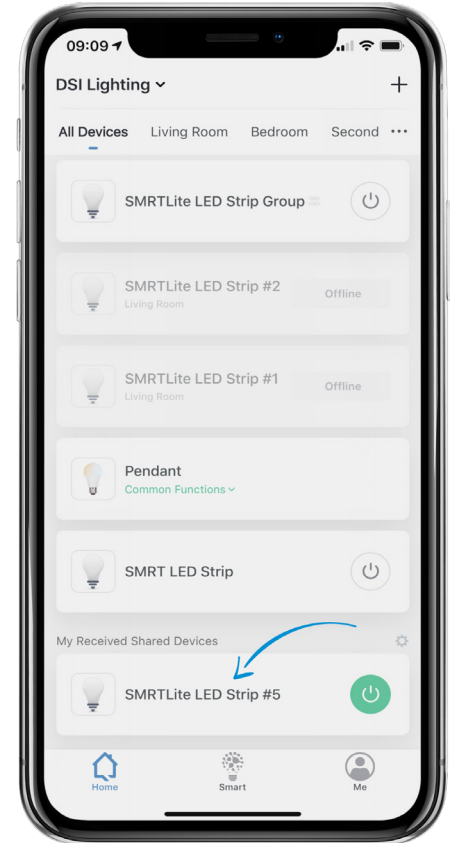





**HOW TO DELETE SHARING WHEN YOU NO LONGER
WISH TO SHARE ANOTHER ADMINISTRATOR'S DEVICE**

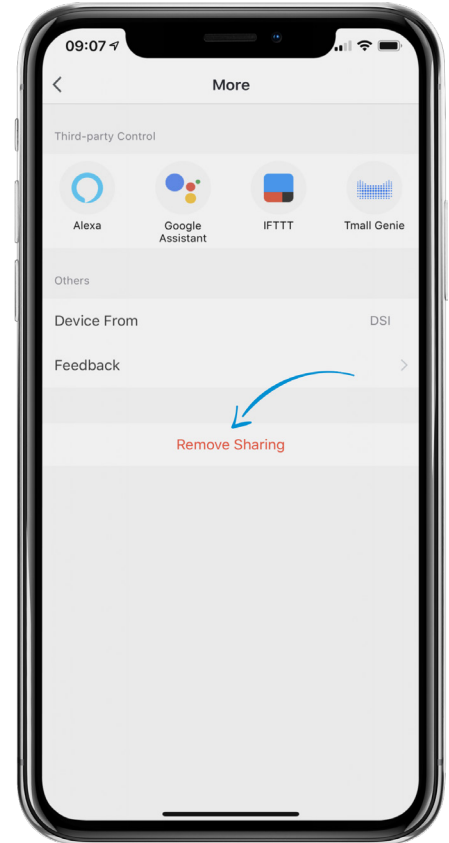
1. If you no longer wish to be a shared user on another device, open the SMRTLite App and select the device you want to control. The LED strip must be plugged in, but it does not have to be on.



2. Click on the edit pencil on the top right of the screen.



3. Select “Remove Sharing” and confirm.



STILL NEED HELP?

Contact us via email at hello@SMRTLite.com
or call us at (800) 388-6141 Ext 216.

Customer Service Hours of Operation

Monday - Friday
9:30AM - 3:00PM EST