



**HOW TO SHARE YOUR DEVICE
WITH FAMILY MEMBERS**

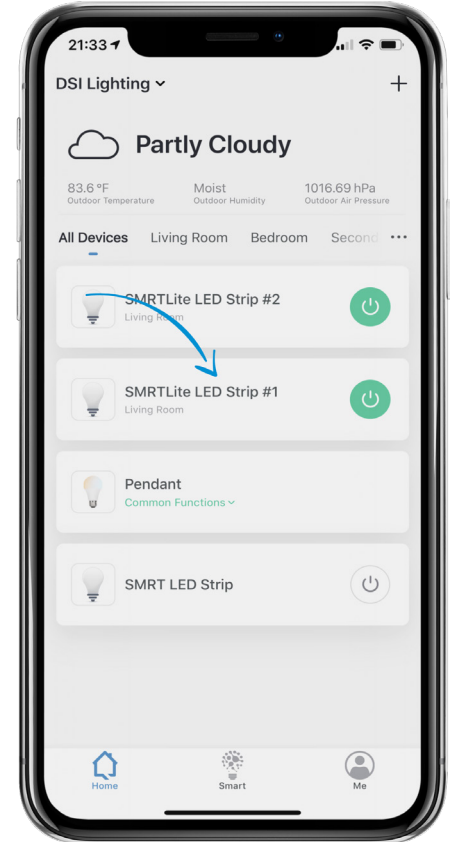
There are two (2) methods for sharing your device with others.

Option 1 Full Access: Share your SMRTLite User ID and Password with other users. All users can log-in simultaneously to control the device with full access and editing rights.

Option 2 Limited Access: If you prefer to have one administrator for the account and shared users, then please follow the instructions below.

Please Note: shared users cannot see the 'room' the unit is assigned to and they cannot set Smart Scenarios or Automations but they can do all basic functions and set timers and schedules.

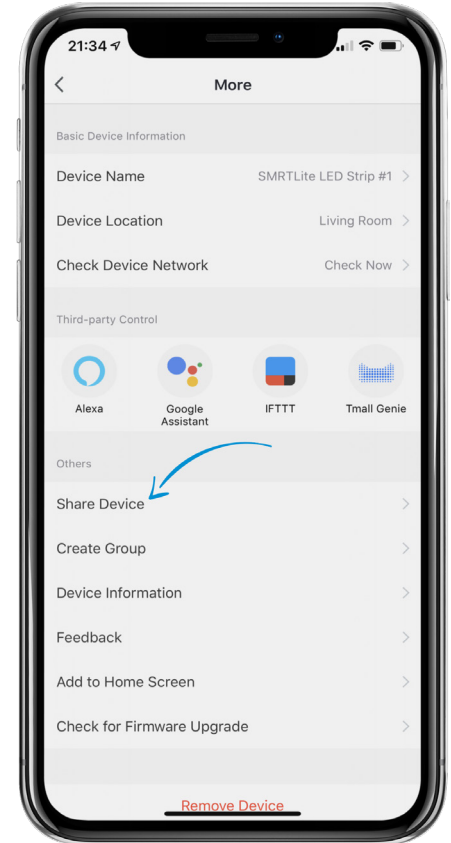
1. To share a device with another user, open the SMRTLite App and select the device you want to control.



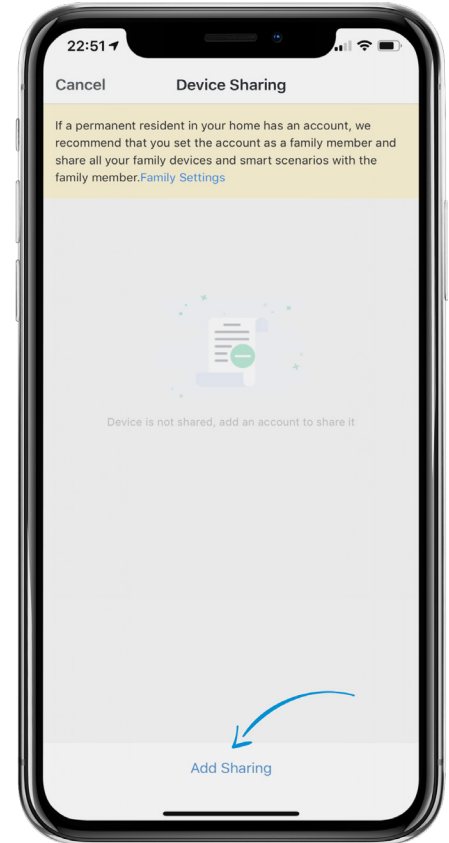
2. Click on the edit pencil on the top right of the screen.



3. Select “Share Device”

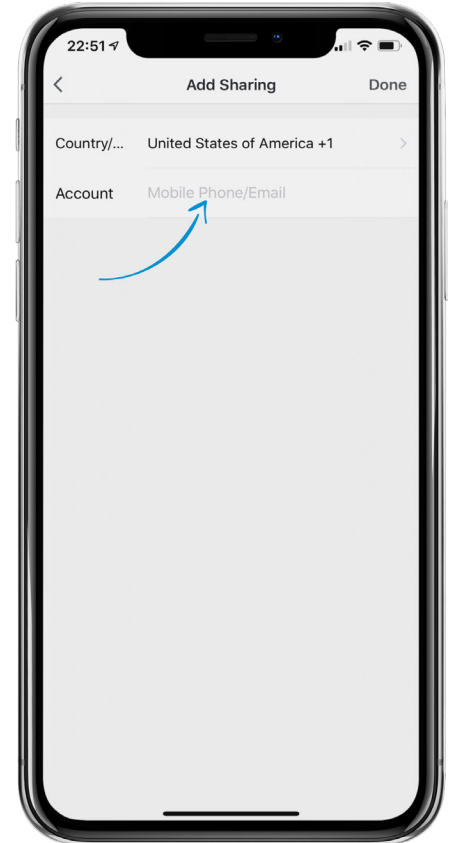


4. At the bottom of the screen, select “Add Sharing”



5. Enter the person's SMRTLite App registered email or phone number who you wish to share the device with.

NOTE: To share a device, the other person must have already setup a SMRTLite account with their email or phone number. If they have not, please ask them to download the SMRTLite app and create an account.



STILL NEED HELP?

Contact us via email at hello@SMRTLite.com
or call us at (800) 388-6141 Ext 216.

Customer Service Hours of Operation

Monday - Friday
9:30AM - 3:00PM EST